

# Specifications\*



## PERFORMANCE

Working height, max.	35,00 m
Horizontal outreach with 250 kg	16,90 m
Horizontal outreach with 80 kg	19,90 m
Basket capacity	250 kg
Movable jib	180°
Basket rotation	180°
Turret rotation	450°
To be jacked up on ground slope of	16,7°/30,0 %
Height and width track adjustment	22/19 cm
Gradeability, max.	16,7°/30,0 %
Slope angle	21,0°/38,0 %
Travel speed	4,0 km/h

## MEASUREMENTS

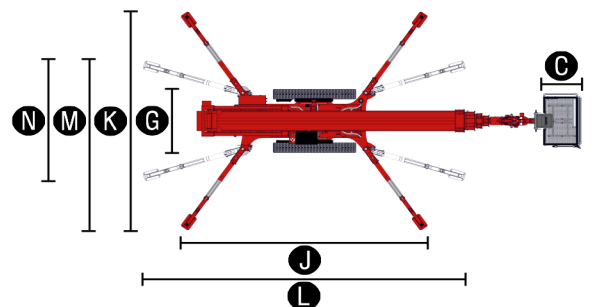
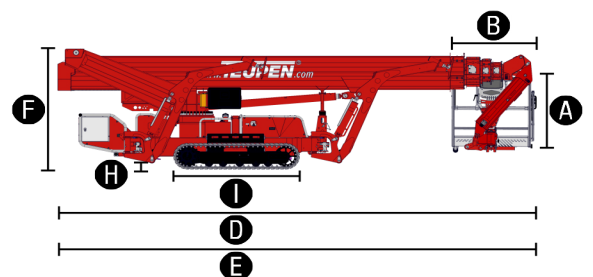
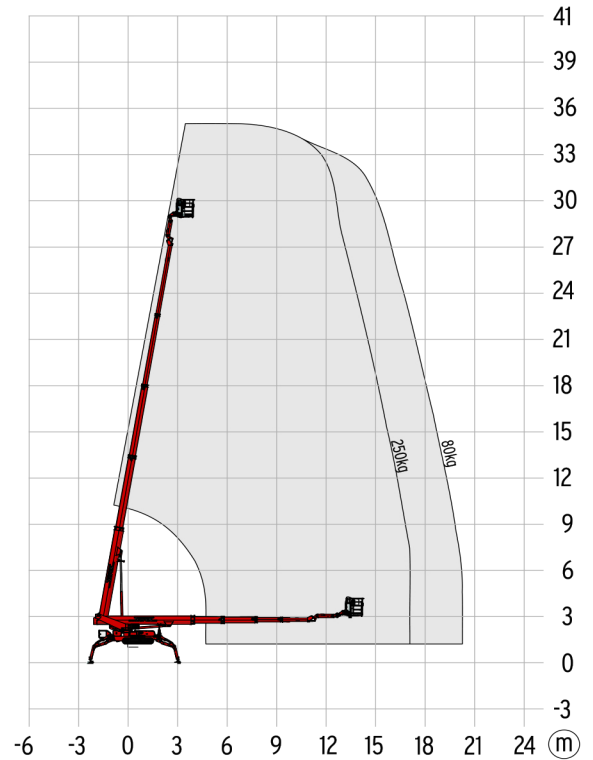
Platform height (A)	1,10 m
Platform length (B)	1,20 m
Platform width (C)	0,80 m
Length, overall (D)	7,50 m
Length without basket (E)	7,50 m
Height, travel position (F)	1,98 m
Width, minimal overall width (G)	1,58 m
Ground clearance, max. (H)	0,43 m
Track (L x W) (I)	1,92 m x 0,25 m
Length outrigger footprint standard (J)	5,52 m
Width outrigger footprint standard (K)	5,56 m
Length footprint one side narrow (L)	7,51 m
Width footprint one side narrow (M)	4,27 m
Width footprint both sides narrow (N)	2,98 m
Outrigger plate (L x W)	0,31 m x 0,22 m

## WEIGHT

Total weight	6000 kg
Live load in travelling position	5,21 kN/m <sup>2</sup>
Live load in working position	2,21 kN/m <sup>2</sup>
Point load per outrigger plate, max.	44,00 kN*

## POWER

Standard power sources (electric and combustion engine)	1) Electric: 230 V, 12,9 A, 2,2 kW 2) Diesel: Kubota D 1305 (18,0 kW/24,47 hp)
Fuel tank capacity Diesel engine	48,0 l



\*preliminary

## STANDARDS COMPLIANCE

2006/42/EC-Machinery directive  
(Harmonised standard EN280:2013); 2004/108/EC (EMC);  
2000/14/EC (Noise emission directive – outdoor)